



District Report Card: 2017


State: Chhattisgarh	District: Bijapur
Class: 8	Subject: Science
Schools: 44	Students: 930


Participation/Coverage


Students

<div>GENDER</div> <div></div>	Boys				Girls			
	Number		%		Number		%	
	526		56.56		404		43.44	

<div>AREA</div> <div></div>	Rural				Urban			
	Number		%		Number		%	
	785		84.41		145		15.59	

<div>CATEGORY</div> <div></div>	SC		ST		OBC		GEN	
	Number	%	Number	%	Number	%	Number	%
	29	3.12	757	81.40	143	15.38	1	0.11

<div>CWSN</div> <div></div>	LD	VI	HI	S&LD	ID	Oth
	0	2	2	0	0	0

<div>Management</div> <div></div>	Government			Government-aided		
	Number		%	Number		%
	930		100.00	0		0.00

Average Performance of Students in Science (%)

Overall	Gender		Area		Management		Social Group			
	Male	Female	Rural	Urban	Govt.	Aided	SC	ST	OBC	GEN
40.28	40.80	39.60	40.79	37.52	40.28	0.00	43.45	39.73	42.56	40.00

Performance on Learning Outcomes (LOs)

Learning Outcomes	Description	Average Performance(%)
SCI703	Classifies materials and organisms based on properties/characteristics	40.66
SCI704	Conducts simple investigation to seek answers to queries	32.50
SCI705	Relates processes and phenomenon with causes	38.70
SCI708	Measures and calculates e.g., temperature; pulse rate; speed of moving objects; time period of a simple pendulum, etc.	40.43
SCI710	Plots and interprets graphs	30.42
SCI711	Constructs models using materials from surroundings and explains their working	21.23
SCI801	Differentiates materials, organism and processes	46.75
SCI804	Relates processes and phenomenon with causes	50.11
SCI805	Explains processes and phenomenon	36.92
SCI807	Measures angles of incidence and reflection, etc.	40.75
SCI811	Applies learning of scientific concepts in day-to-day life	39.89
SCI813	Makes efforts to protect environment	55.81

Range of Performance of Students who Answered Correctly							
Below 30%		30% - 50%		50% - 75%		Above 75%	
Number	%	Number	%	Number	%	Number	%
324	34.84	321	34.52	232	24.95	53	5.70

Lowest Performing Learning Outcomes (LOs)

- 1 - Constructs models using materials from surroundings and explains their working (21.23)
- 2 - Plots and interprets graphs (30.42)
- 3 - Conducts simple investigation to seek answers to queries (32.50)
- 4 - Explains processes and phenomenon (36.92)
- 5 - Relates processes and phenomenon with causes (38.70)